

MAGNUM[®] MP1002-2 Angle Bracket

Allowable Capacity 3.5 Tons

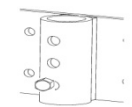
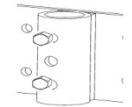
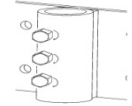
6.00" x 4.00" x 12.00" x 0.375" Angle with 8 – 0.50" Thru Holes
& 1.75" I.D. Collar - Fits MP212 Magnum[®] Steel Push Piers

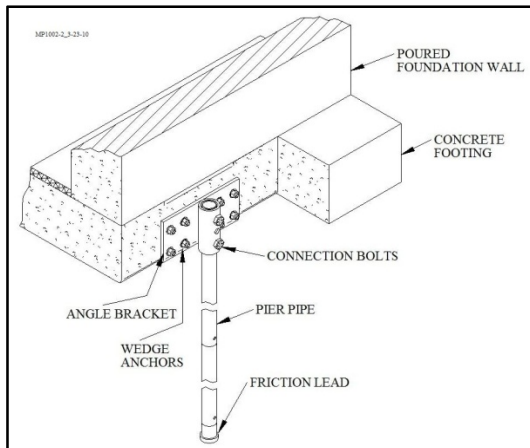
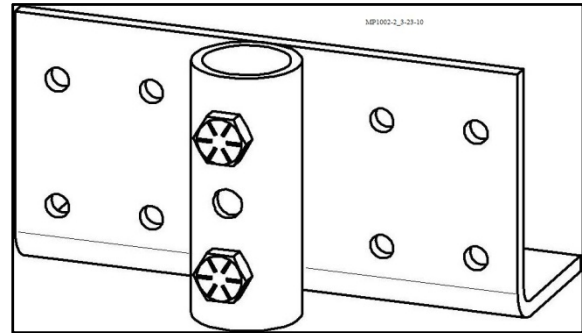


SPECIFICATIONS	
Collar Tube	0.37 in. x 3.00 in. I.D. ASTM A513 GR65+
Configuration	6.00" x 4.00" x 12.00" x 0.375" Angle with (8) 0.50" Thru Holes for Expansion Anchors
Pile Connection	(1 or 2) 0.75" SAE GR8 / ASTM A480
Surface Coating	Galvanized per ASTM A153/A123 (G) or Standard Magnum Blue Paint (P)
Compatibility	MP212

Description

The Magnum MP1002-2 angle bracket has 7 tons maximum ultimate capacity, 3.5 tons working capacity in compression and tension. The bracket consists of a collar tube with (3) 0.75" threaded bolt holes for connection to Magnum push piers and (8) thru holes for attachment to existing concrete using expansion anchors. The bracket is designed in accordance with ICC-ES document AC358 as well as IBC, ACI, and AISC codes. Design and detailing of the connection to the structure varies by project and is the responsibility of registered design professional including maximum concrete span, pier spacing, concrete shear, and concrete bearing.

CONNECTION TYPE	ULTIMATE CAPACITY	ALLOWABLE CAPACITY
 SINGLE BOLTED	5 Tons	2.5 Tons
 DOUBLE BOLTED	7 Tons	3.5 Tons
 TRIPLE BOLTED	7 Tons	3.5 Tons



Installation Notes:

Prepare the existing foundation. Attach the bracket and Magnum ram. Install the push pier to the required pressure and load test. Lift the structure as needed using either a Magnum ram or lifting fixture. Drill holes and bolt the bracket to the pile.

Magnum Piering, Inc.

6082 Schumacher Park Dr.
West Chester, OH 45069
800-822-7437
www.magnumpiering.com

All Magnum Steel & Products Made in U.S.A.

© Copyright 2010 Magnum Piering, Inc. All Rights Reserved.
U.S. Patents 6,058,662 and 5,234,287; Other Patents Pending.