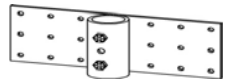

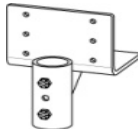
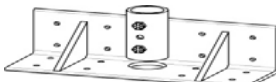
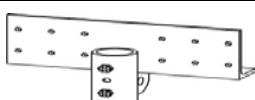
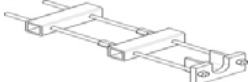


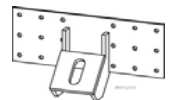
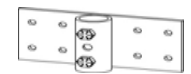
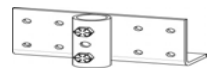
Magnum® Piering Bracket Specifications



Magnum® Brackets	System Ratings & Specifications								
	Description	Fits Push or Helical Pile Diam. (in)	No. of Bracket to Pile Lock-Off Bolt Holes	Bolt Hole Diam. (in)	Maximum Structural Capacity*		Dimensions & Connection to Structure	Surface Coating**	Schematic
					Ultimate (tons) Comp / Tens	Allowable (tons) Comp / Tens			
MP1001-3	Plate Bracket	3.00	3	0.75"	53 / 53	26 / 26	8.00" x 21.00" Plate w/ith (18) thru holes for concrete expansion anchors	G, P	
MP1002-3	Angle Bracket	3.00	3	0.75"	53 / 53	26 / 26	8.00" x 8.00" x 24.00" Angle with (6) thru holes for concrete expansion anchors	G, P	
MP1005-3	Gusseted Angle	3.00	3	0.75"	53 / 53	26 / 26	8.00" x 8.00" x 12.00" Angle with gusset sleeve mount and (6) thru bolt holes for concrete expansion anchors	G, P	
MP1006-3	Reverse Angle	3.00	3	0.75"	53 / 53	26 / 26	8.00" x 8.00" x 24.00" Angle with (2) reinforcing gussets and (16) thru holes for concrete expansion anchors	G, P	
MP1007-3	Pivot Bracket	3.00	3	0.75"	53 / 53	26 / 26	8.00" x 4.00" x 21.00" Angle with bolt on pivot collar and (12) thru holes for concrete expansion anchors	G, P	
MP1008 -3	Lifting Kit	3.00	na	0.75"	53 / 53	26 / 26	#10 Thread Bar x 3' w/ Nut	G, P	

Magnum® Piering Bracket Specifications (Cont.)



Magnum® Brackets	System Ratings & Specifications								
	Description	Fits Pile Diam. (in)	No. Bolts / Thru Holes	Bolt Hole Diam. (in)	Maximum Structural Capacity*		Termination	Surface Coating**	Schematic
					Ultimate (tons) Comp / Tens	Allowable (tons) Comp / Tens			
MP1017-3	Angled Tie-Back	3.00	1	1.25"	0 / 30	0 / 15	8.00" x 21.00" Plate with (2) gussets for connection plate mount and (18) thru holes for concrete expansion anchors	G, P	
MP1001-2	Plate Bracket	1.75	3	0.75"	7 / 7	3.5 / 3.5	6.00" x 12.00" Plate with 8 thru holes for concrete expansion anchors	G, P	
MP1002-2	Angle Bracket	1.75	3	0.75"	7 / 7	3.5 / 3.5	6.00" x 4.00" x 12.00" Angle with (8) thru holes for concrete expansion anchors	G, P	

***Note 1**

All Magnum helical pile products are manufactured using minimum 65 ksi minimum yield strength structural tubing, or better, for the collar and ASTM A36 plate steel, or better, for the bearing plates. As Magnum is committed to testing and improving products, these specifications are subject to change. Additional product specifications available at www.magnumpiering.com and in the **Magnum Helical Pile Engineering Manual** available upon request. Structural capacity of cap and pile system may be limited by the capacity of the pile and the structure to which the cap is connected. See Magnum® Helical Pile Specifications for more information. Capacity of the structure shall be determined by an engineer.

****Note 2**

G = hot dip galvanized per ASTM A153/A123 as appropriate, P = Magnum blue paint